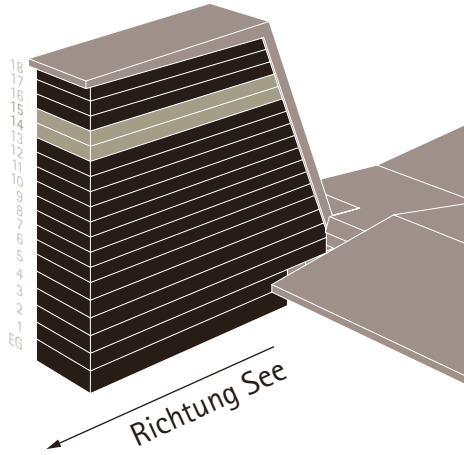


14.-15.0G




WOHNUNG 01.1502, 3½-ZIMMER
NGF: 121.0 m², Loggia: 9.8 m²



WOHNUNG 02.1503, 3½-ZIMMER
NGF: 99.6 m², Loggia: 9.9 m²



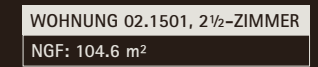
WOHNUNG 01.1501, 3½-ZIMMER
NGF: 121.0 m², Loggia: 9.8 m²



WOHNUNG 02.1502, 3½-ZIMMER
NGF: 99.6 m², Loggia: 9.9 m²



WOHNUNG 02.1501, 2½-ZIMMER
NGF: 104.6 m²




WOHNUNG 01.1402, 3½-ZIMMER
NGF: 121.0 m², Loggia: 9.8 m²



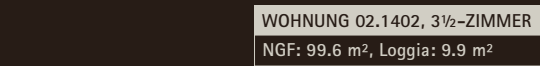
WOHNUNG 02.1403, 3½-ZIMMER
NGF: 99.6 m², Loggia: 9.9 m²



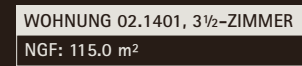
WOHNUNG 01.1401, 3½-ZIMMER
NGF: 121.0 m², Loggia: 9.8 m²



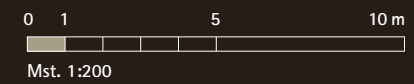

WOHNUNG 02.1402, 3½-ZIMMER
NGF: 99.6 m², Loggia: 9.9 m²



WOHNUNG 02.1401, 3½-ZIMMER
NGF: 115.0 m²



Richtung See



Mst. 1:200